

StarX PRO

Brilliant images
for **instant diagnosis**



StarX PRO sensors are the new Xline Intraoral sensors built with the latest technologies to deliver perfect images at every shot.


Thanks to the USB direct connection, StarX PRO provides brilliant and real-time images with a simple and effective plug and play solution.

The always active pixel technology allows the sensors to be always ready to catch x-rays without the need of any activation button and to be immediately operative after every exposure. The sensors are waterproof and dust resistant, easy to disinfect, clean and store.



The dicom images format and the multiple filters choice are key features for a customized workflow and a perfect diagnosis.

Perfectly designed for a seamless clinic's workflow, StarX PRO comes with a dedicated software, OrisWin DG Suite, with multiple functionalities including the Full Mouth Serie, compatible with the majority of the Patient Management Softwares on the market and with the entire Xline digital imaging product range. OrisWin DG Suite will integrate perfectly into your existing dental clinic network.



Engineered to be a flexible and a user-friendly solution, StarX PRO come in size 1 and 2. With round edges and ergonomic design, it enhances the patient comfort and ease the positioning procedures made by the operator.

StarX PRO is a CMOS sensor combined with CSI technology (Cesium Iodide Scintillator), the top one on the market, providing images with the highest quality details.



- Long lasting life


Flexible and resistant cable to grant a long sensor life.

- Wide active sensitive area

The slim outline and space saving packaging facilitate the positioning and the visibility of the region of interest while positioning.

- Plug and play solution

Thanks to the USB direct connection, StarX PRO is easy to install and always provides brilliant and real-time images.



- Dedicated set of positioners

A dedicated set of positioners and a tailored sensor holder are available for an always perfect positioning, image exposure and clinic workflow.

TECHNICAL SPECIFICATION

StarX PRO

Sensor sizes	1, 2
Measured resolution	20 lp/mm
Theoretical resolution	25 lp/mm
Technology	CMOS with CSI scintillator
Pixel Size	20 μm
Sensor Shape	Round edges for patient comfort
Sensor activation	Plug & play solution, always ready to acquire
Sensor cable length	2,5 m
Connectivity	USB 2.0
Dimensions	Size 1: 35,4x28,1x5,3mm - Size 2: 39x25x5,6mm
Active area dimensions	Size 1: 20x30mm - Size 2: 26x34mm
Software	OrisWin DG Suite
Operating System Support	Windows 10, Windows 8, Windows 7
Licenses	Up to 10 workstations running simultaneously with one license
DICOM support	Yes
Compatibility with Intraoral Generators	Yes, both AC and DC technology, 60-70kV

Italian Core International Mind

BlueX -> FONA -> Xline
+ 20 years of experience

Xline is the outcome of over 20 years of history in the dental sector, with two very important phases: BlueX, our origins, and Fona, our further internationalization and development. Xline is an evolution of BlueX and Fona, it's our asset to achieve new people, goals, markets and, especially, our idea of innovation. With more than 11.000 Extraoral units and 65.000 intraoral generators installed worldwide we combine Italian mastery, latest technologies and digital radiography to imagine, design and create extraoral and intraoral equipments for dental and veterinary clinics.

Latest technology and people caring

Digital dentistry

Intraoral **imaging**



Extraoral **imaging**



Intraoral **sensors**




Based in **Italy**, available **worldwide**



Copyright Xline s.r.l., All rights reserved, Subject to technical changes and errors in text, BRO004, v1, ENG, 202401

Count on us



Clinical
Cases



Online
Training



Remote
Support



HotLine
Support

Headquarter

Xline s.r.l.
Via G. Galilei 18
20057 Assago (MI) - Italy

Contacts

www.xlineimaging.com



DIGITAL BROCHURE

CE
0051

